

# Standex<sup>®</sup> 2.1 Filler


**STANDEX**



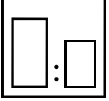
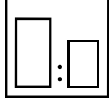









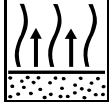

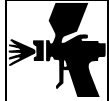

## Ordering Information:

3.5 Liter	2.1 Filler	020 11999
-----------	------------	-----------

## Features:

- ✧ High solid 2K Filler with excellent filling properties
- ✧ Exceptionally fast, air-dry qualities and excellent sanding properties
- ✧ Outstanding vertical hold out
- ✧ Mix with Standox VOC Sealer Agent for a 2.8 lb/gal Sealer



Working Process: Sanding Filler / Isolator	Working Process: 2.8 lbs/gal Sealer (2.1 Filler with 30% VOC Sealer Agent) for California
<b>Substrates:</b> <ul style="list-style-type: none"> <li>✓ Through-hardened, sanded paintwork</li> <li>✓ Sanded, solvent resistant OEM primers used on replacement parts</li> <li>✓ <b>Standex</b> Polyester substrates, sanded</li> <li>✓ GRP, sanded</li> <li>✓ <b>Standex</b> Etching Adhesion Primer</li> <li>✓ <b>Standex</b> 1K Primer Surfacer</li> <li>✓ <b>Standex</b> EP Precoat</li> </ul>	<b>Substrates:</b> <ul style="list-style-type: none"> <li>✓ Through-hardened, sanded paintwork</li> <li>✓ Sanded, solvent resistant OEM primers used on replacement parts</li> <li>✓ <b>Standex</b> Polyesters substrates, sanded</li> <li>✓ GRP, sanded</li> <li>✓ <b>Standex</b> Etching Adhesion Primer</li> <li>✓ <b>Standex</b> 1K Primer Surfacer</li> <li>✓ <b>Standex</b> EP Precoat</li> </ul>
 <p>For substrate preparation information see <b>Standex</b> Painting System S1!</p>	 <p>For substrate preparation information see <b>Standex</b> Painting System S1!</p>
 <p>4:1 with <b>Standex</b> 2.1 Hardeners (Fast, Normal, Slow, Extra Slow) potlife 90 min/68°F (20°C) (Areas outside of California - use 2K Hardeners.)</p>	 <p>2:1 with <b>Standex</b> 2.1 Hardeners (Fast, Normal, Slow, Extra Slow) potlife 60 min/68°F (20°C)</p>
 <p>20-30% <b>Standex</b> 2.1 Thinners 18-23 s/DIN 4 mm/68°F (20°C) (Areas outside of California - use 2K Thinners.)</p>	 <p>30% <b>Standex</b> VOC Sealer Agent (02016171)</p>
 <p>1.5 - 1.8 mm 2-4 coats = 3.0-7.0 mil (80-160 micron) Please refer to gun manufacturer and local legislation for proper spray pressure recommendations.</p>	 <p>10-20% <b>Standex</b> 2.1 Thinner (Fast, Normal, Slow) 14-16 s/DIN 4 mm/68°F (20°C) The amount of thinner depends on the application temperature and which hardener is used.</p>
 <p>1.4 - 1.8 mm 2-4 coats = 3.0-7.0 mil (80-160 micron) Please refer to gun manufacturer and local legislation for proper spray pressure recommendations.</p>	 <p>1.3 - 1.5 mm 1-1.5 coats = 1.0 mil (25 micron) Please refer to gun manufacturer and local legislation for proper spray pressure recommendations.</p>
 <p>For 5 mil (127 micron) or less Air dry for 45 min/ 80°F (27°C) or 20-30 in 140°F (60°C) panel temperature</p>	 <p>1.3 - 1.5 mm 1-1.5 coats = 1.0 mil (25 micron) Please refer to gun manufacturer and local legislation for proper spray pressure recommendations.</p>
 <p>Short wave 10-12 min Medium wave 14-16 min (see Painting System S9)</p>	 <p>Flash off hand slick 20 min to maximum 40 min/68°F (20°C).</p>
 <p>Orbital sand P400-P500 Wet sand P600-P800</p>	 <p><b>Standex</b> 2K Paints or <b>Standex</b> Basecoat/<b>Standohyd</b> Basecoat with <b>Standex</b> 2K Clears</p>
 <p><b>Standex</b> 2K VOC Compliant Topcoats</p>	

# Standex<sup>®</sup> 2.1 Filler

## Important Technical Remarks:

- For areas outside of the 2.1 lbs/gal limit, **Standex 2.1 Filler** can be mixed with **Standex 2K Hardeners** and **2K Thinners**. 4:1+20-30% 18-23s/DIN 4mm. The addition of 2K Thinners and 2K Plasticiser will slow the flash off times in warm weather conditions and on large areas.
- When using **Standex 2.1 Filler** in wet-on-wet applications methods, the use of slower hardeners and slower thinners significantly improve flow, leveling and the risk of over-application.
- Higher film builds and lower temperatures will require longer drying times.
- Small imperfections can be reworked with **Standex Polyester Stopper**. Spot polyester must be re-primed.
- Unsanded replacement parts primed with solvent-resistant E-coat primer can be directly with this product after thoroughly cleaned with **Standex Silicone Remover Antistatic/ Standohyd Silicone Remover 0.4** or **Standohyd Cleaner** and a scuff pad.
- Use a **Standex Etch Primer** on all bare metal for Warranty compliance and adhesion.
- For areas of California with Specialty Coating % limitations, **Standex 2.1 Filler** can be used for plastic refinishing. Raw plastic must be pre-primed with **Standoflex<sup>®</sup> 1K Plastic Primer (12065)**. This filler should not be used on plastics such as ABS or polycarbonate.

Repairing Plastic Parts (See Plastics Pg 3.)					
2.1 Filler		2K Plasticiser	2.1 Hardener	VOC Sealer Agent	2.1 Thinner
Wet-on-wet	2 Parts	+15%	:1	+30%	+10%
Sanding	2 Parts	+30%	:1	None	+30%

## Important Legislative Remarks:

- Please see the appropriate VOC Wallchart for compliance for your area. The values depicted below are “as applied regulatory (highest possible combination)” for the coating. Values have been determined using EPA Test Method 24. Please see the Master Values List for information for information on individual components.

VOC Category	VOC Regulatory	Density g/l	Wt% Volatiles, Water & Exempts	Vol% Water & Exempts
Primer (California)	2.0 lbs/gal - 241 g/l	1569 g/l	48.5%	38.1%
Sealer (California)	2.2 lbs/gal - 266 g/l	1456 g/l	51.1%	61.8%
Primer (National Rule)	4.5 lbs/gal - 539 g/l	1471 g/l	49.6%	13.5%
Elastomeric Primer (California)	2.2 lbs/gal - 265 g/l	1442 g/l	47.5%	57.6%
Elastomeric Primer (National Rule)	4.4 lbs/gal - 527 g/l	1213 g/l	51.0%	11.3%

- **For industrial use only by professional, trained painters. Not for sale to or use by the general public. Before using, read and follow all label and MSDS precautions. If mixed with other components, mixture will have hazards of all components. Ready to use paint materials containing isocyanates can cause irritation of the respiratory organs and hypersensitive reactions. Asthma sufferers, those with allergies and anyone with a history of respiratory complaints must not be asked to work with products containing isocyanates. Do not sand, flame cut, braze or weld dry coating without a NIOSH approved air purifying respirator with particulate filters or appropriate ventilation, and gloves.**
- Any analytical results set forth herein do not constitute a warranty of specific product features or of the product's suitability for a specific purpose. All products are sold pursuant to our general conditions of sale. We hereby disclaim all warranties and representations, express or implied, with respect to this product, including any warranty of merchantability or fitness for a particular purpose. This product is protected by patent law, trademark law, copyright law, international treaties and/or other applicable law. All rights reserved. Unauthorized sale, manufacturing or use may result in civil and criminal penalties.